



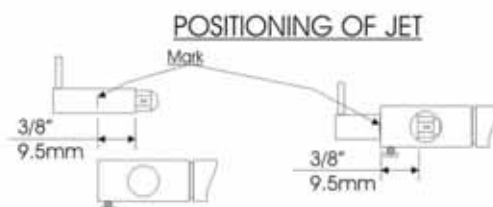
## WILESCO STEAM WAGON GAS UNIT INSTALATION



REMOVE FRONT ENGINE MOUNT SCREW  
AND FIT TANK IN POSITION SHOWN



ASSEMBLE PIPE TO BURNER AS SHOWN BELOW,  
FIT BURNER INTO SLIDE IN BOILER FIRE BOX,  
CONNECT PIPE TO GAS TANK



PUT MARK ON JET HOLDER IN POSITION SHOWN,  
ASSEMBLE INTO BURNER UP TO MARK, TIGHTEN  
LOCKING SCREW, MINOR ADJUSTMENT MAY BE  
NECESSARY TO OPTIMISE FLAME



ENSURE BURNER IS CENTRAL UNDER BOILER,  
SOME ADJUSTMENT OF PIPE BENDS MAY BE  
NECESSARY,  
CHECK TANK VALVE IS TURNED OFF AND  
CONNECTION IS TIGHT, FILL TANK WITH GAS  
(BUTANE OR 70/30 BUTANE PROPANE MIX)  
BEFORE LIGHTING BURNER READ AND FOLLOW  
THE SAFETY AND USAGE INSTRUCTIONS ATTACHED.  
CONTINUE FOLLOWING WILESCO INSTRUCTIONS.